

Scaled data based on original data using
LM-79-08 Approved Method: Electrical and Photometric Measurements of Solid-
State Lighting Products

Test Report Prepared for
Cooper Lighting Solutions
(formerly Eaton)

Brand: STREETWORKS

Report Number: P649212

Luminaire Tested: **GLAN-SA1D-835-U-T1**

Issue Date: 1/4/2021

Test Information

Test Method: LM-79-08
Report Number: P649212
TEST IS SCALED FROM IESNA LM-79-08 TEST DATA (G3-2011-042-5)
Test Lab: INNOVATION CENTER
Issue Date: 1/4/2021
Manufacturer: COOPER LIGHTING SOLUTIONS (FORMERLY EATON)
Product Line: STREETWORKS
Catalog Number: GLAN-SA1D-835-U-T1
Description: GALLEON AREA AND ROADWAY LUMINAIRE
(1) 80 CRI, 3500K, 1200mA LIGHTSQUARE WITH 16 LEDS AND TYPE I OPTICS
Light Source: -
Ballast/Driver: ELECTRONIC DRIVER

Summary

Lumens per Lamp: N/A
Luminaire Lumens: 6118.4 lumens
Efficiency: N/A
Efficacy: 94.1 lumens/watt
Luminous Opening: Rectangular (W 0.5' x L: 0.5' x H: 0')
IES Classification: Type I - Short
BUG Rating: B3 - U0 - G3

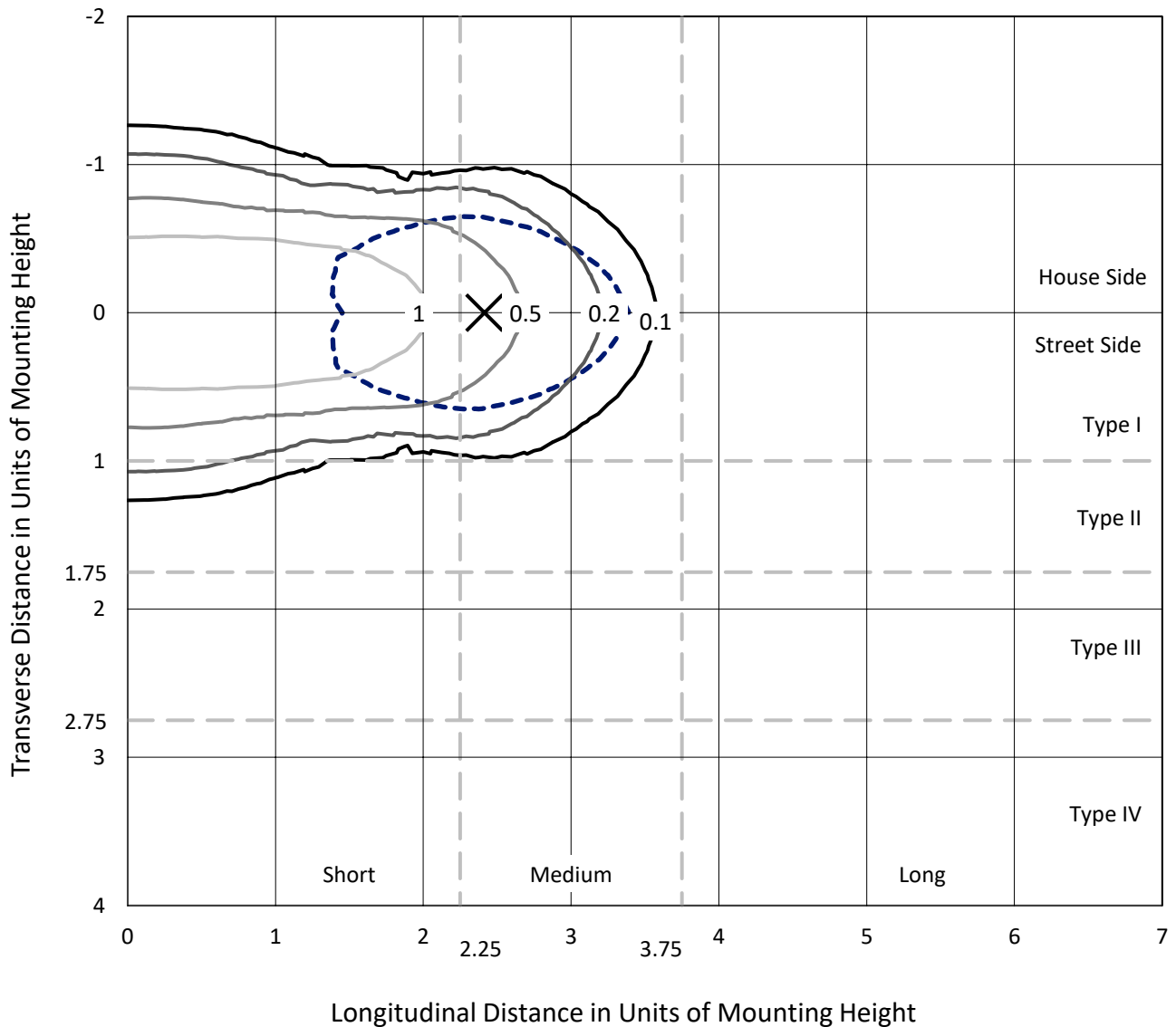
Input Watts (W): 65
Input Voltage (V): NR
Input Current (Ain): NR
Voltage Rise (V): NR
Power Factor: NR
Total Harmonic Distortion (THDi): NR
Frequency (hertz): 60
Stabilization Time: NR
Operation Time: NR
Ambient Temperature (°C): NR
Test Distance: 24 FT



REPORT NUMBER: P649212
 CATALOG NUMBER: GLAN-SA1D-835-U-T1

Iso-Footcandle Lines of Horizontal Illumination

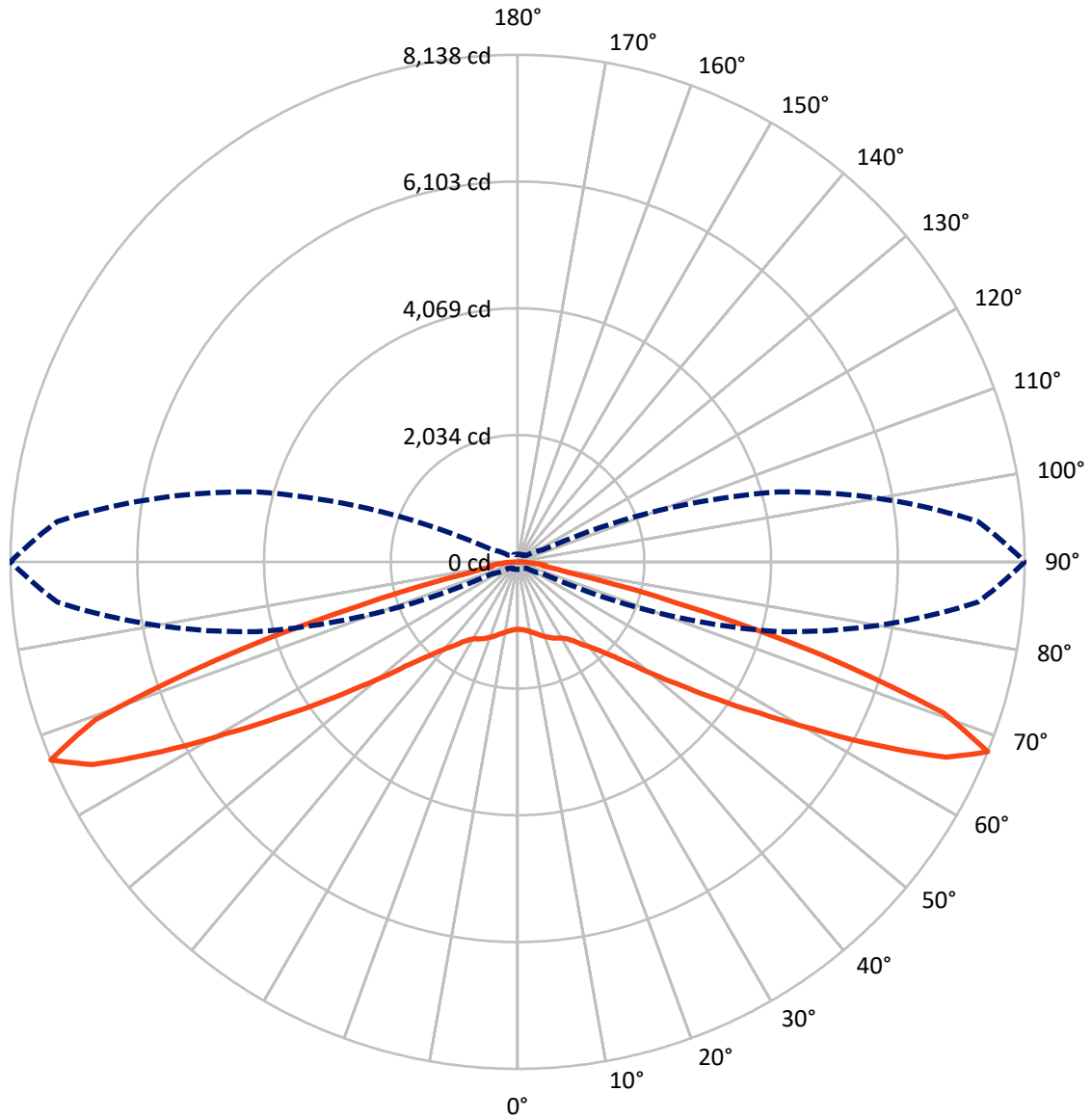
× Max cd
 - - - 1/2 Max cd



Based on 25 foot mounting height. Maximum calculated value = 1.8 fc
 Type I - Short - N/A

REPORT NUMBER: P649212
CATALOG NUMBER: GLAN-SA1D-835-U-T1

Luminous Intensity Polar Plot



— Vertical Plane Through 90-Deg Lateral - - - Horizontal Cone Through 67.5-Deg Vertical

REPORT NUMBER: P649212
 CATALOG NUMBER: GLAN-SA1D-835-U-T1

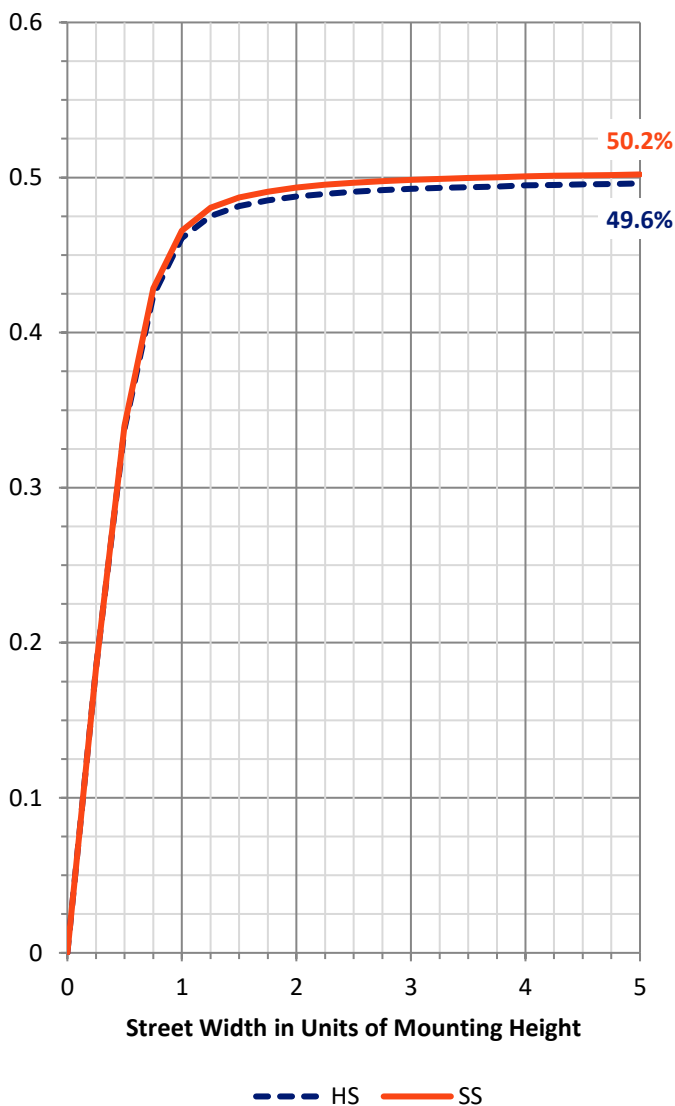
FLUX DISTRIBUTION:

		Downward	Upward	Total
House Side	Lumens	3059.2	0.0	3059.2
	% Fixture	50.0	0.0	50.0
Street Side	Lumens	3059.2	0.0	3059.2
	% Fixture	50.0	0.0	50.0
Total	Lumens	6118.4	0.0	6118.4
	% Fixture	100.0	0.0	100.0

ZONAL LUMENS:

Zone	Lumens	% Fixture
0°-10°	108.0	1.8
10°-20°	345.5	5.6
20°-30°	578.3	9.5
30°-40°	783.4	12.8
40°-50°	992.3	16.2
50°-60°	1239.7	20.3
60°-70°	1457.2	23.8
70°-80°	557.4	9.1
80°-90°	56.5	0.9
90°-100°	0.0	0.0
100°-110°	0.0	0.0
110°-120°	0.0	0.0
120°-130°	0.0	0.0
130°-140°	0.0	0.0
140°-150°	0.0	0.0
150°-160°	0.0	0.0
160°-170°	0.0	0.0
170°-180°	0.0	0.0
0°-90°	6118.4	100.0
0°-180°	6118.4	100.0

Coefficient of Utilization



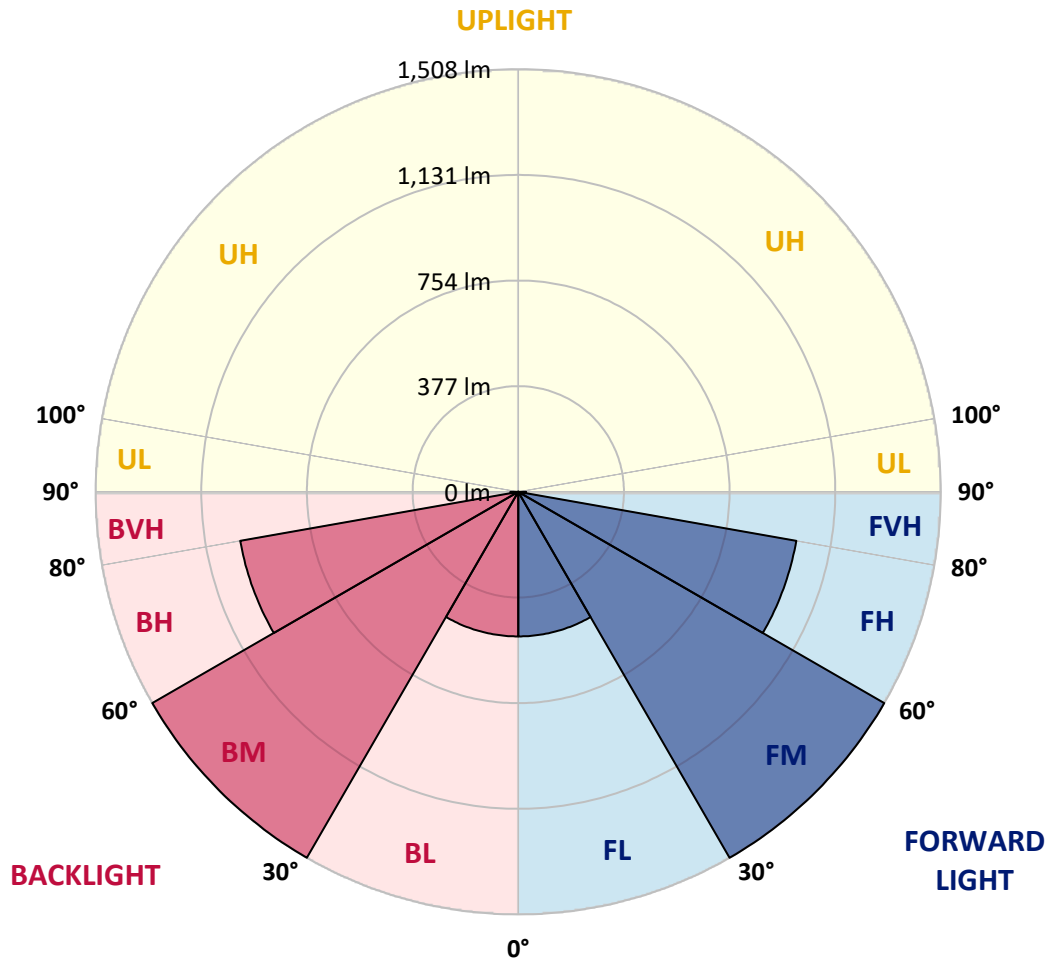
REPORT NUMBER: P649212
 CATALOG NUMBER: GLAN-SA1D-835-U-T1

LUMINAIRE CLASSIFICATION SYSTEM LUMEN TABLE AND BUG RATING:

Zone	Lumens	% Fixture	Zone Rating/Lumen Limit		
			B	U	G
FL (0°-30°)	515.9	8.4			
FM (30°-60°)	1507.7	24.6			
FH (60°-80°)	1007.3	16.5			G1/1800
FVH (80°-90°)	28.2	0.5			G1/100
BL (0°-30°)	515.9	8.4	B2/1000		
BM (30°-60°)	1507.7	24.6	B2/2500		
BH (60°-80°)	1007.3	16.5	B3/2500		G3/2500
BVH (80°-90°)	28.2	0.5			G1/100
UL (90°-100°)	0.0	0.0		U0/0	
UH (100°-180°)	0.0	0.0		U0/0	

BUG Rating: B3-U0-G3

Type I Short





REPORT NUMBER: P649212
 CATALOG NUMBER: GLAN-SA1D-835-U-T1

CANDELA DISTRIBUTION (FULL):

	0°	5°	15°	25°	35°	45°	55°	65°	75°	85°	90°
0°	1083.1	1083.1	1083.1	1083.1	1083.1	1083.1	1083.1	1083.1	1083.1	1083.1	1083.1
2.5°	1097.1	1096.4	1096.7	1096.4	1097.4	1096.7	1092.6	1089.2	1086.5	1086.9	1085.9
5°	1120.4	1120.8	1121.1	1119.4	1121.7	1120.4	1114.0	1108.6	1103.2	1101.1	1100.4
7.5°	1139.7	1141.4	1142.4	1144.1	1148.2	1148.2	1144.8	1137.0	1125.2	1118.4	1118.0
10°	1159.0	1160.4	1163.5	1168.9	1175.6	1182.1	1180.7	1170.2	1155.0	1143.4	1140.8
12.5°	1165.8	1167.5	1177.6	1193.2	1208.5	1221.0	1221.0	1212.6	1192.9	1175.3	1170.2
15°	1142.1	1145.1	1163.5	1196.7	1236.6	1264.1	1270.2	1258.3	1237.3	1210.2	1204.1
17.5°	1095.0	1102.5	1129.2	1178.3	1244.7	1301.7	1319.3	1313.6	1286.4	1251.9	1244.7
20°	1044.5	1052.7	1081.1	1146.2	1238.0	1323.7	1374.9	1376.2	1342.7	1292.5	1282.0
22.5°	988.9	995.0	1031.7	1107.9	1217.6	1328.8	1422.6	1446.0	1400.6	1333.1	1318.3
25°	926.6	933.4	971.7	1054.0	1179.4	1323.0	1466.3	1517.8	1461.2	1376.5	1357.6
27.5°	867.0	869.7	910.7	994.4	1128.9	1308.1	1498.5	1583.9	1528.3	1412.5	1388.4
30°	809.7	816.2	852.5	935.1	1070.9	1279.0	1526.3	1659.1	1600.5	1450.0	1419.3
32.5°	749.1	756.8	796.2	879.9	1013.0	1235.3	1543.2	1741.4	1701.1	1511.0	1478.1
35°	690.8	695.9	735.6	816.8	956.4	1184.4	1546.3	1834.3	1830.9	1603.5	1559.8
37.5°	631.2	638.6	678.6	756.5	896.5	1130.6	1531.0	1932.8	1987.4	1731.9	1684.9
40°	573.9	580.4	619.7	698.3	828.3	1064.9	1494.7	2023.0	2170.0	1864.1	1797.3
42.5°	511.6	513.3	556.3	636.3	761.6	988.6	1442.6	2103.3	2373.7	2041.3	1958.3
45°	440.8	445.2	485.1	563.8	685.0	903.3	1371.8	2169.7	2631.8	2286.9	2173.8
47.5°	370.0	373.7	410.3	487.9	601.3	805.3	1262.7	2227.9	2896.7	2598.9	2450.6
50°	300.8	302.9	332.7	401.4	507.1	702.4	1127.5	2246.6	3196.2	3040.7	2851.3
52.5°	237.9	240.9	263.6	317.4	406.5	580.7	981.5	2200.5	3545.9	3564.5	3297.5
55°	192.8	193.8	210.7	250.4	317.8	453.3	805.3	2072.1	3922.0	4235.6	3895.2
57.5°	166.0	166.7	176.2	198.2	244.6	341.9	624.8	1829.2	4259.8	5022.0	4584.3
60°	150.7	151.1	156.5	169.4	193.8	262.2	447.6	1486.3	4593.1	5897.2	5440.8
62.5°	141.3	141.3	145.0	152.1	164.0	201.2	324.2	1072.3	4821.5	6785.2	6496.5
65°	132.2	132.2	134.8	139.9	146.3	164.7	239.5	699.3	4815.7	7431.9	7558.3
67.5°	121.6	121.6	123.6	128.7	132.5	141.6	185.0	458.1	4325.8	7417.7	8137.6
70°	109.1	109.1	111.8	116.2	119.3	125.0	146.0	313.4	3178.0	6333.5	7237.1
72.5°	96.5	96.9	98.6	103.0	105.4	108.8	121.3	219.6	1949.4	4312.6	5060.3
75°	82.7	83.3	85.0	89.4	91.5	92.9	102.3	156.5	986.3	2325.2	2647.4
77.5°	66.7	68.1	69.1	73.8	75.2	77.3	84.3	113.1	433.0	835.5	842.9
80°	48.8	50.5	53.6	57.9	59.0	60.3	64.4	80.3	196.1	381.5	414.4
82.5°	35.9	38.3	34.5	40.3	40.3	38.6	45.4	53.9	90.1	377.8	451.9
85°	19.7	20.0	17.9	20.7	22.0	21.7	24.0	26.5	43.7	252.0	259.9
87.5°	4.8	5.1	5.4	6.4	7.8	7.8	8.5	7.4	14.3	81.7	46.7
90°	0.0	0.0	0.0	0.0	0.0	0.0	0.0	0.0	0.0	0.0	0.0

(END OF REPORT)